

GESTORES BIBLIOGRÁFICOS

Endnote Web 2.7

ACCESO

Unidad Complutense Madrid Biblioteca Complutense Ciencias Químicas

[English] A A A T Servicios

Inicio/Busca **Servicios** Bibliotecas Colección Digital Ayuda

Libros y más Artículos Revistas Bases de datos Eprints Bibliografías Otros recursos

Recursos electrónicos
Préstamo Interbibliotecario
Acceso remoto Cursos de Formación
Guías y Tutoriales Préstamo Sugerecias Visita virtual Investigación

BlogQuímica | La Biblioteca Informa
Biotecnología en vídeo...
Biolific Games - Nova
Los videojuegos forman parte de la cultura moderna, pero y si trasladáramos el atractivo de un videojuego a la Biotecnología. Esto es exactamente lo que han hecho Ingar Riedel-Klose y un grupo de la Universidad de Stanford.

AVISOS - Cursos sobre los RECURSOS Y SERVICIOS DE LA BIBLIOTECA DE QUÍMICAS. Más información en "Cursos de Formación".

Servicios básicos Apoyo a la Docencia e Investigación Edición científica **Servicios de la A a la Z**

- Acceso a los recursos electrónicos
- Alertas bibliográficas
- Atención a personas con discapacidad
- Bibliografías por materia, asignatura y profesor
- Canje de publicaciones
- Conservación y Restauración de documentos
- Cursos de formación (AlfinBUC)
- Depósito de la investigación Complutense
- Edición de revistas científicas de la UCM
- Edición de tesis doctorales
- Exposiciones
- Gestor de bibliografías personales**
- Guías de uso de nuestros recursos electrónicos
- Guías de nuestros servicios

- Incidencias, quejas, sugerencias
- Información
- Preguntas frecuentes
- Préstamo de libros
- Préstamo Interbibliotecario e Intercentros
- Préstamo de lectores de libros electrónicos
- Préstamo de ordenadores portátiles
- Préstamo a usuarios de otras universidades de Madrid
- Proponer la compra de un libro
- Renovación de préstamos
- Reserva de libros
- Reproducción de documentos, digitalización ...
- Salas de lectura y de investigadores, hemerotecas y

1. Desde <http://www.ucm.es/BUCM> o <http://www.ucm.es/BUCM/qui> seleccionar la opción Servicios

2. Dentro del epígrafe "Servicios de la A a la Z" seleccionar la opción "Gestor de bibliografías personales".

Inicio > Servicios > Publicar, citar...

Gestores bibliográficos: Refworks, Endnote...

Utilice los gestores bibliográficos seleccionados para organizar su investigación y crear de forma sencilla notas a pie de página, citas y bibliografías.

En el campus virtual, con la plataforma Moodle, dispone de un curso sobre el uso de gestores bibliográficos.

- Acceso en línea a RefWorks
 - Problemas en el acceso?
- Acceso en línea a Endnote Web (a través de la Web of Knowledge)
- Solicitar copia de Endnote en los Servicios Informáticos
- Solicitar copia de Procite en los Servicios Informáticos
- Organice sus bibliografías personales. Información
- Manual de uso de Refworks
- Tutorial: Exportación de referencias del catálogo a distintos gestores bibliográficos.

Cómo utilizar RefWorks



Cómo utilizar EndNoteWeb



3. Pinchar en "Acceso en línea a Endnote Web"

GUÍA

REGISTRO

The image shows a screenshot of the EndNote Web registration interface. At the top right, there is a 'Help' link. The main header reads 'EndNote Web'. Below this, a blue box contains the text: 'La primera vez que se entra hay que registrarse'. To the right of this box, a list of features is shown: '- Save ISI Web of Knowledge™ records directly to an online library', '- Collect and organize references', and '- Format citations and footnotes or a bibliography'. Below the features, a blue box says 'New to EndNote Web? Sign Up for an account'. Underneath, it says 'Enter your e-mail address and password here:'. A red box highlights the registration form, which includes 'E-mail Address:' and 'Password:' input fields, a 'Log-In' button, and a checkbox for 'Keep me logged in on this computer unless I log out.'. A red arrow points from the 'Log-In' button to a red box containing the text: 'Si ya estás registrado, sólo hay que introducir los datos solicitados y pulsar "Log in"'. A red arrow also points from the word 'Log-In' to a red box containing the word 'IMPORTANTE'. Below the registration form, there are links for 'Forgot Your Password?' and 'Problems Logging-In?'. On the right side, a blue box highlights the 'User Registration' section, which says: 'To start the registration process, please provide your e-mail address. If you already registered for a Thomson Reuters product or service, return to the previous page and log in.' Below this, there are 'E-mail Address:' and 'Retype E-mail Address:' input fields, and 'Continue' and 'Cancel' buttons. At the bottom right, a list of features is shown: 'Citation Alerts', 'Saved Searches', 'Custom Journal Lists and Table of Content Alerts', and 'Custom ISI Web of Knowledge start page'.

Help

EndNote^{Web}

La primera vez que se entra hay que registrarse

- Save ISI Web of Knowledge™ records directly to an online library
- Collect and organize references
- Format citations and footnotes or a bibliography

New to EndNote Web? Sign Up for an account

Enter your e-mail address and password here:

E-mail Address:

Password:

Log-In

Keep me logged in on this computer unless I log out.

[Forgot Your Password?](#) [Problems Logging-In?](#)

Si ya estás registrado, sólo hay que introducir los datos solicitados y pulsar "Log in"

IMPORTANTE

EndNote^{Web}

provided by ISI Web of Knowledge®

User Registration: To start the registration process, please provide your e-mail address.

If you already registered for a Thomson Reuters product or service, return to the previous page and log in.

E-mail Address:

Retype E-mail Address:

Continue Cancel

Knowledge subscriber, you are automatically registered and can take advantage of these features:

- Citation Alerts
- Saved Searches
- Custom Journal Lists and Table of Content Alerts
- Custom ISI Web of Knowledge start page

MENÚ. Acceso

OPCIÓN 1:
A través de las pestañas

EndNote^{WEB}
provided by ISI Web of Knowledge[®]

My References Organize Format Options

Quick Search
Search for
in All My References

All My References
Show 10 per page Page 1 of 1 EndNote?

All Page Add to group...
Author Year Title Copy checked references to Quick List Edit

Show Getting Started Guide

OPCIÓN 2:
Pinchando en el enlace
Show getting started Guide

My References Collect Organize Format Options

Quick Search
Search for
in All My References
Search

My References
All My References (4)
Coating surfaces (0)
Composites (4)
[Unfiled] (0)
Quick List (0)
Trash (0)
Researcher ID Learn More
• Unique author identifier
• Generate citation metrics
• Publicize your publications

Getting Started with EndNote Web

Hide Getting Started Guide

1 Collect
Collect references from electronic and traditional sources.
• Search online database
• Create a reference manually
• Import references

2 Organize
Organize your references for your research topics and papers.
• Create a new group
• Share a group
• Find duplicate references

3 Format
Create a formatted bibliography for your paper or cite references while you write.
• Create a formatted bibliography
• Cite While You Write™ Plug-in
• Format a paper

Options

Welcome Esther | ISI Web of Knowledge™ | Log Out

EndNote Web
provided by ISI Web of Knowledge®

My References | Collect | Organize | Format | **Options**

Password | E-mail Address | Profile Information | Language | Download Installers | Options

Show Getting Started

Change Password

Current Password:

New Password:

Retype New Password:

Password Guidelines.

Must be 8 or more characters (no spaces) and contain:

- at least 1 numeral: 0 - 9
- at least 1 alpha character, case-sensitive
- at least 1 symbol: ! @ # \$ % ^ * () ~ ` { } [] | \ &

Example: 1sun%moon

Change E-mail Address

Current E-mail Address: *eescriche@buc.ucm.es*

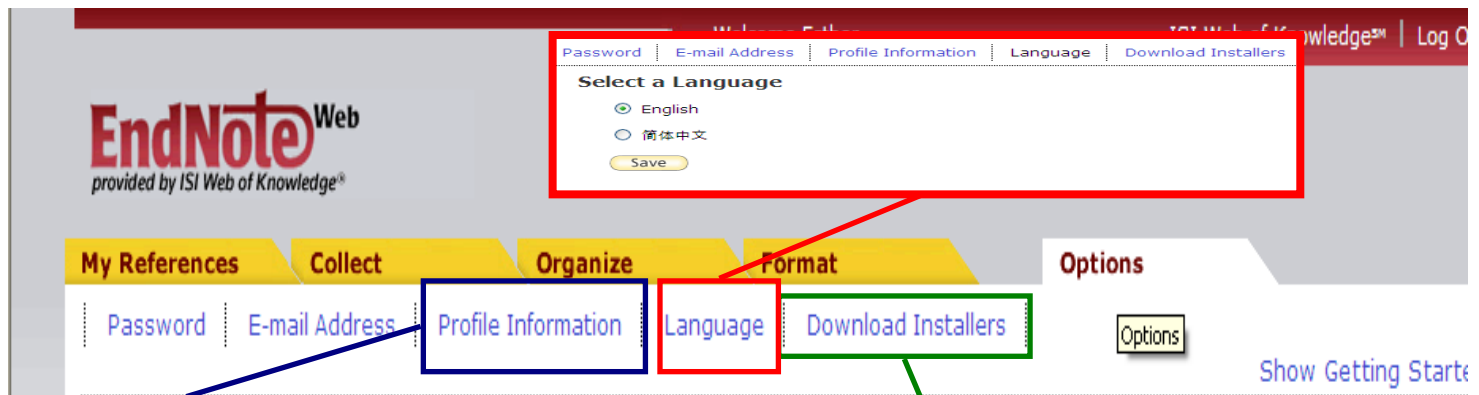
New E-mail Address:

Retype New E-mail Address:

Password:

Note: Password must be entered to change your e-mail address.

Options (2)



Change Profile Information

Cambio de datos del perfil de usuario

Fields with an asterisk are required.

* First Name:

* Last Name:

Middle Initial:

* Primary Role/Title:

* Subject Area:

Bibliographic Software Use:

Member of: FECYT - Universitat de Barcelona Biblioteca

* Opt in/Opt out: Send me information about Thomson Reuters products and services related to EndNote Web.
 Do not send me information about Thomson Reuters products and services related to EndNote Web.

Programas que se pueden instalar en el PC para utilizar Endnote cuando se trabaje con bibliografías

Download Installers

Cite While You Write™

Use the EndNote Web Plug-in to insert references, and format citations and bibliographies automatically while you write your papers in Word. The EndNote Web Plug-in also allows you to save online references to your library in Internet Explorer for Windows.

See [Installation Instructions](#) and [System Requirements](#).

- Download Windows with Internet Explorer plug-in
- Download Windows MSI for mass program installation
- Download Macintosh

Firefox Extension

Use the EndNote Web toolbar in Firefox to save online references directly into your library.

See [Installation Instructions](#) and [System Requirements](#).

- Download Windows/Macintosh

Collect. Online search (1)

Welcome Esther

ISI Web of Knowledge™ | Log Out | Help

EndNote Web
provided by ISI Web of Knowledge®

My References | **Collect** | Organize | Format | Options

Online Search | New Reference | Import References

Online Search

Step 1

Select database or library catalog connection.

Select... Customize this list

- Select...
- Aalborg U
- Aarhus Kommunes Biblio
- Aarhus U
- Abbot PL
- Aberystwyth U
- Abilene Christian U
- Abilene Lib Consortium
- Abilene Public Library
- Acad Belgica
- Academica Sinica
- Academy of Natural Sciences
- Acadia U
- Acc Crusca Firenze
- Adams St Coll
- Adler School Prof Psych
- Administrative Bib
- Afton FL
- Ag Esp de Coop Intl
- Agawam PL
- Agricultural U of Athens
- AIATSIS
- Aker U HF
- Akron CO PL
- Alameda County PL
- Alamo CC

View in

Tres opciones

Búsqueda de referencias en los catálogos de la biblioteca que se seleccione.

Collect. Online research (2)

EndNote Web
provided by ISI Web of Knowledge®

My References | **Collect** | **Organize**

Online Search | New Reference | Import References

Online Search

Step 1

Select database or library catalog connection.

U Complutense de Madrid

Paso 1: Selección del catálogo

Paso 2: Establecer términos de búsqueda

Online Search

Step 2 of 3: Connecting to Universidad Complutense de Madrid : Catálogo

No records found.

<input type="text" value="superficies"/>	in:	<input type="text" value="Keywords"/>	<input type="button" value="And"/>
<input type="text"/>	in:	<input type="text" value="Keywords"/>	<input type="button" value="And"/>
<input type="text"/>	in:	<input type="text" value="Author/Title/Subject"/>	<input type="button" value="And"/>
<input type="text"/>	in:	<input type="text" value="Author/Title/Subject"/>	<input type="button" value="And"/>

Online Search | New Reference | Import References

Online Search

Step 3 of 3: Connecting to Universidad Complutense de Madrid : Catálogo

(superficies) in Keywords

Found 246 results:

Retrieve through

Paso 3: Recuperación de referencias

Collect. Online search (3)

The screenshot shows a web browser interface with a search results page. The browser's address bar and navigation buttons are visible at the top. Below the browser, there is a search results table with columns for checkboxes, author names, years, and titles. A blue box labeled '1' is positioned on the left side, with lines pointing to several checked checkboxes in the first column. A second blue box labeled '2' is positioned in the middle, with a line pointing to a dropdown menu that is open, showing options like 'Add to group...', 'Coating surfaces', 'Composites', '[Unfiled]', and 'New group'.

<input type="checkbox"/>	Author	Year	Title
<input type="checkbox"/>	Carmo, Manfredo P.	1971	...ential geometry of curves and surfaces
<input checked="" type="checkbox"/>	Ilmanen, Tom	1994	...ic regularization and partial regularity for motion by mean curvature
<input type="checkbox"/>	Efimow, N. W.	1957	Flächenverbiegung im grossen Mathematische Lehrbücher und monographien
<input checked="" type="checkbox"/>	Cordero, Luis A.	1995	Geometría diferencial de curvas y superficies : con Mathematica
<input type="checkbox"/>	Vidal Abascal, Enrique	1950	Geometria integral sobre las superficies curvas Publicaciones del Observatorio de Santiago
<input checked="" type="checkbox"/>	Kotus, Janina	1981	Global structural stability of flows on open surfaces
<input type="checkbox"/>	Gilbert, N. D.	1994	Knots and surfaces
<input type="checkbox"/>	Farmer, David W.	1995	Knots and surfaces Mathematical world
<input checked="" type="checkbox"/>	Farmer, David W.	1996	Knots and surfaces Mathematical world

1. Señalamos las referencias que nos interesen
2. Las enviamos a un **GRUPO**

Collect. New reference (1)

My References | **Collect** | Organize | Format | Options

Online Search | New Reference | Import References

New Reference

Bibliographic Fields: ** At least one of these fields must be filled out.

Reference Type:

* Author:

Title:

* Year:

Secondary Author:

Secondary Title:

Place Published:

Publisher:

Volume:

Number of Volumes:

Number:

Pages:

Reference Type List:

First name. Separate with ";".

Groups: Coating surfaces Composites
 New Group

[Back to top](#)

Introducción de una referencia manualmente mediante un formulario

IMPORTANTE:
 Seleccionar el **GRUPO** y guardar cambios **SAVE**

Collect. New reference (2)

My References Collect Organize Format Options

Show Getting Started Guide

Quick Search
Search for
in All My References
Search

View Reference in 'New Group'

◀ Record 1 of 1 ▶ Return to List

Edit Copy to Quick List Delete Remove from Group Add to group...

Groups: New Group

Bibliographic Fields: [Consulta'l](#)

Reference Type:	Journal Article
Author:	Escriche, Esther; Escalera, D.
Year:	2002
Journal:	Chemical engineering
Volume:	45
Issue:	1
Pages:	4
Start Page:	128
Optional Fields:	
Added to Library:	17 Jun 2009
Last Updated:	17 Jun 2009

ResearcherID Learn More

- Unique author identifier
- Generate citation metrics
- Publicize your publications

Opciones para
modificar la
referencia creada

Al guardar los cambios – **SAVE** – ,
Endnote nos pasa de la pestaña
Collect – New reference a la
pestaña **My references**

Collect. Import references (1)

The screenshot shows the EndNote Web interface. At the top, there is a navigation bar with 'Welcome Esther' and 'Log Out | Help'. Below this is the 'EndNote Web' logo. The main navigation tabs are 'My References', 'Collect', 'Organize', 'Format', and 'Options'. Under the 'Collect' tab, there are sub-tabs for 'Online Search', 'New Reference', and 'Import References'. The 'Import References' sub-tab is active, showing a form titled 'Importing from EndNote?'. The form contains three main fields: 'File:', 'Filter:', and 'To:'. The 'File:' field has an 'Examinar...' button next to it. The 'Filter:' field has a 'Customize this list' link next to it. The 'To:' field has a dropdown arrow. Below these fields is an 'Import' button. Three blue boxes with white text, labeled 'PASO 1', 'PASO 2', and 'PASO 3', are connected to the interface by blue lines. 'PASO 1' points to the 'Examinar...' button. 'PASO 2' points to the 'To:' dropdown menu. 'PASO 3' points to the 'Import' button. At the bottom of the page, there is a language selection bar with 'View in' and options for '简体中文' and 'English'.

Collect. Import references (2)

- Filter -

My References Collect Organize Format

Online Search New Reference Import References

Import References

Importing from EndNote?

File: Examinar...

Filter: Select... [Customize this list](#)

To: Select...

- A-V Online (SP)
- AARP Ageline (OvidSP)
- ABC-CLIO
- Aberystwyth U
- ABI-Inform (DL)
- ABI-Inform (DS)
- ABI-Inform (OCLC)
- ABI-Inform (OvidSP)
- ABI-Inform (SP)
- Acad Search Elite (EBSCO)
- Acad Search Prem (EBSCO)
- ACM Digital Library
- ADOLEC (VHL)
- AEI (DLS)
- AeroBase (DL)
- Aerospace Database (CSA)
- Aerospace High Tech (CSA)
- AESIS (DL)
- Ageline (AARP)
- Ageline (CSA)

Por defecto Endnote muestra esta pantalla con todas las BD's que integra

Endnote permite que el usuario seleccione una serie de BD's como favoritos **My favorites**.

Online Search New Reference Import References

Import References

Importing from EndNote?

File: Examinar...

Filter: Select...

To: Select...

Member of: FECYT - Universitat de Barcelona Biblioteca

All:

- A-V Online (SP)
- AARP Ageline (OvidSP)
- ABC-CLIO
- Aberystwyth U
- ABI-Inform (DL)
- ABI-Inform (DS)
- ABI-Inform (OCLC)
- ABI-Inform (OvidSP)
- ABI-Inform (SP)
- Acad Search Elite (EBSCO)

Add to my list (25 limit);
1. Select one or more.
2. Click the "Copy to Favorites" button.

My Favorites:

Remove from my list:
1. Select one or more.
2. Click the "Remove from Favorites" button.

Collect. Import references (3)

PASO 1
Elegir el fichero para importar

Online Search | New Reference | Import

Import References

Importing from EndNote?

File:

Filter:

To:

Conecta con el PC para seleccionar el archivo

PASO 2
Seleccionar la BD a la cual pertenecen las referencias que están incluidas en el archivo a importar

Online Search | New Reference | Import

Import References

Importing from EndNote?

File:

Filter:

To:

Menú desplegable de BD que incluye Endnote

PASO 3
Seleccionar el GRUPO

Online Search | New Reference | Import

Import References

Importing from EndNote?

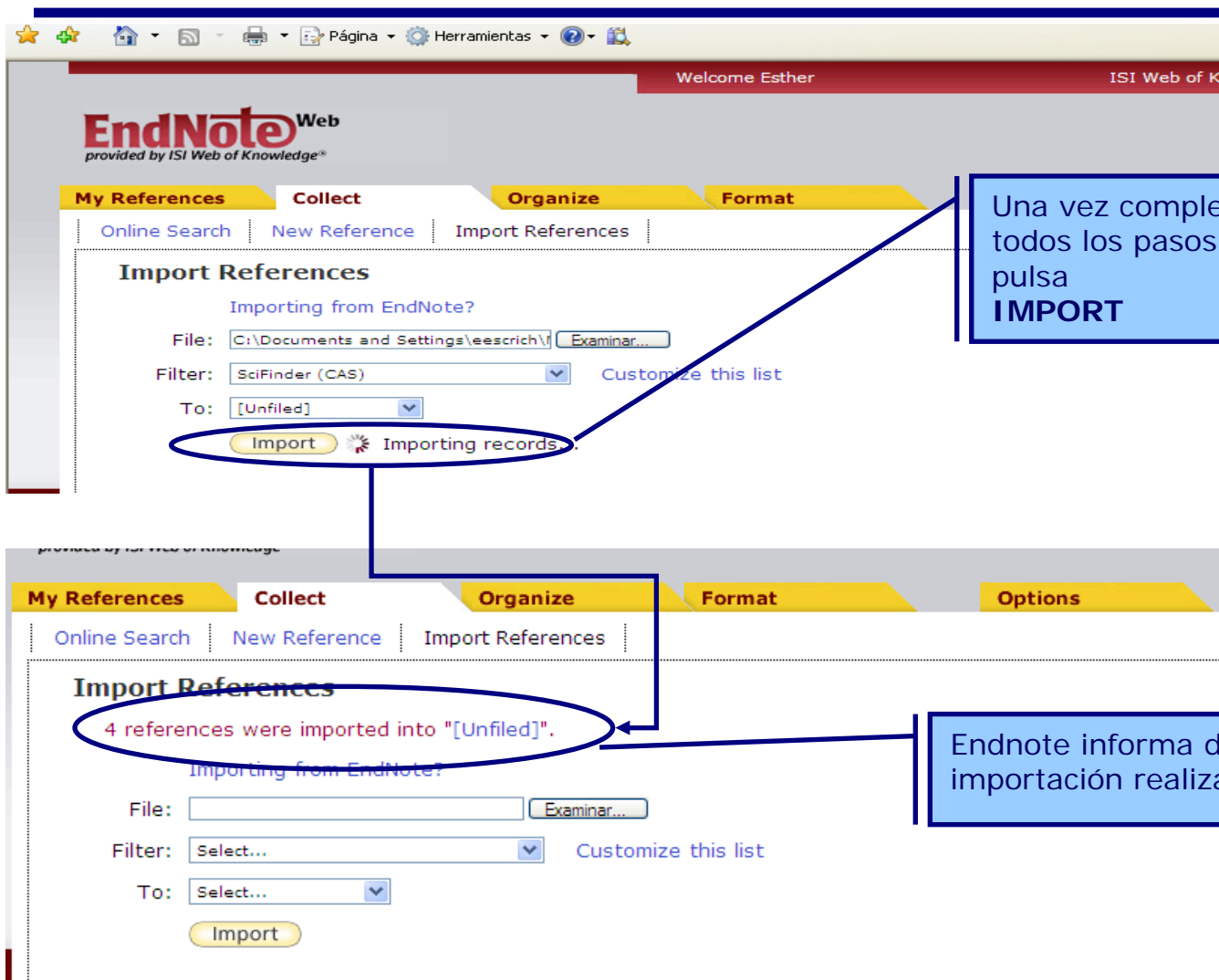
File:

Filter:

To:
Select...
- Coating surfaces
- Composites
- New Group
[Unfiled]
New group

Menú desplegable de todos los GRUPOS que ha creado el investigador

Collect. Import references (4)



Organize. Manage My Groups (1)

Welcome Esther | ISI Web of KnowledgeSM | Log Out | Help

EndNote Web
provided by ISI Web of Knowledge[®]

My References | Collect | **Organize** | Format | Options

Manage My Groups | Others' Groups | Find Duplicates

Manage My Groups

My Groups†	Number of References	Share			
Coating surfaces	4	<input type="checkbox"/>	Manage Sharing	Rename	Delete
Composites	4	<input type="checkbox"/>	Manage Sharing	Rename	Delete
New Group	1	<input type="checkbox"/>	Manage Sharing	Rename	Delete

New Group

Gestión de los GRUPOS:

- ◆ Compartir
- ◆ Renombrar
- ◆ Borrar
- ◆ Crear un nuevo grupo

Organize. Manage My Groups (2). Manage sharing

OPCIÓN 1

OPCIÓN 2

Al pinchar en este enlace se abre el cuadro de diálogo que nos permitirá:

Compartir qué tipo de información – qué grupos - y con quién

EndNote Web
provided by ISI Web of Knowledge®

Welcome Esther ISI Web of Knowledge™ Log Out Help

My References Collect Organize

Manage My Groups Others' Groups Find

Manage Sharing for 'Coating surfaces'

0 E-mail Addresses

Start sharing this group.

Add E-mail Addresses to 'Coating surfaces'

Enter e-mail addresses. Use the Enter or Return key to separate addresses.

adelat@buc.ucm.es
mhipolito@buc.ucm.es

- OR -

Select a text file with e-mail addresses separated by commas.

Examinar...

Read only Read & Write

Apply

Close window.

View in 简体中文 English

Privacy | Acceptable

Internet 100%

Organize. Manage My Groups (3). Manage sharing

Welcome Esther ISI Web of Knowledge™ | Log Out | Help

EndNote Web
provided by ISI Web of Knowledge®

My References | **Collect** | **Organize** | **Format** | **Options**

Manage My Groups | Others' Groups | Find Duplicates

Manage Sharing for 'Coating surfaces'

3 E-mail Addresses

E-mail Address ↓	Read only	Read & Write		
adelat@buc.ucm.es	<input checked="" type="radio"/>	<input type="radio"/>	Edit	Delete
hombre@buc.ucm.es	<input type="radio"/>	<input checked="" type="radio"/>	Edit	Delete
mhipolito@buc.ucm.es	<input type="radio"/>	<input checked="" type="radio"/>	Edit	Delete

Add More | **Clear List**

[How do I stop sharing this group?](#)

Según se añaden direcciones electrónicas, se crea un lista que se puede:

- Editar
- Borrar
- Añadir más correos
- Borrar toda la lista

View in | 简体中文 | English

[Privacy](#) | [Acceptable Use](#) | [Download Installers](#) | [Feedback](#)

Organize. Other's Groups y Find Duplicates

Welcome Esther ISI Web of KnowledgeSM | Log Out | Help

EndNote Web
provided by ISI Web of Knowledge[®]

My References **Collect** **Organize** **Format** **Options**

Manage My Groups **Others' Groups** **Find Duplicates**

Muestra las referencias bibliográficas que están duplicadas

Manage My Groups

My Groups†	Number of References	Share
Coating surfaces	4	<input type="checkbox"/> Manage Sharing
Composites	4	<input type="checkbox"/> Manage Sharing
New Group	1	<input type="checkbox"/> Manage Sharing Rename Delete
New Group		

Muestra los grupos con los que se comparte información. Es decir, los grupos de otros investigadores que han decidido compartir información contigo

Find Duplicates

All Duplicates [Add to group...](#) [Copy to Quick List](#) [Delete](#)

Author†	Year	Title
<input type="checkbox"/> Escriche, Esther	2002	<untitled> Chemical engineering
<input checked="" type="checkbox"/> Escriche, Esther	2002	<untitled> Chemical engineering

Format (1). Bibliography

The screenshot shows a software interface with a top navigation bar containing 'My References', 'Collect', 'Organize', and 'Format'. Below this is a sub-menu with 'Bibliography', 'Cite While You Write Plug-In', 'Format Paper', and 'Export References'. The 'Bibliography' section contains three dropdown menus: 'References', 'Bibliographic style', and 'File format'. Below these are buttons for 'Save', 'E-Mail', and 'Preview & Print'. To the right, a table titled 'Examples of Commonly Used Styles' lists various fields of study and their corresponding writing style guides. Annotations include a red box around the sub-menu, a red box around the 'Bibliographic style' dropdown with the text 'Customize this list', and three green arrows pointing to the 'Save', 'E-Mail', and 'Preview & Print' buttons with labels: 'Genera un archivo en Word', 'Envía los datos por e-mail', and 'Imprime los datos'. A blue box explains the three dropdown menus.

El usuario puede tener definidos sus estilos bibliográficos favoritos sin necesidad de tener que buscarlos siempre a través del menú desplegable de **Bibliographic Style**.

References: se selecciona el grupo

Bibliographic style: el formato al que se desea transformar las referencias

File format: permite elegir entre los formatos: HTML, TXT y RTF

Area of Study	Writing Style Guides
Biosciences	CBE
Science	Harvard
Chemistry	ACS
Engineering	IEEE
Psychology	APA 5th
Sociology	ASA Style Guide
Physics/Chemistry	AIP Style Manual 4th Edition

Genera un archivo en Word

Envía los datos por e-mail

Imprime los datos

Customize this list

Format (2). Cite While You Write Plug-In

ENDNOTE
provided by ISI Web of Knowledge®

My References

Collect

Organize

Format

Options

Bibliography

Cite While You Write Plug-In

Format Paper

Export References

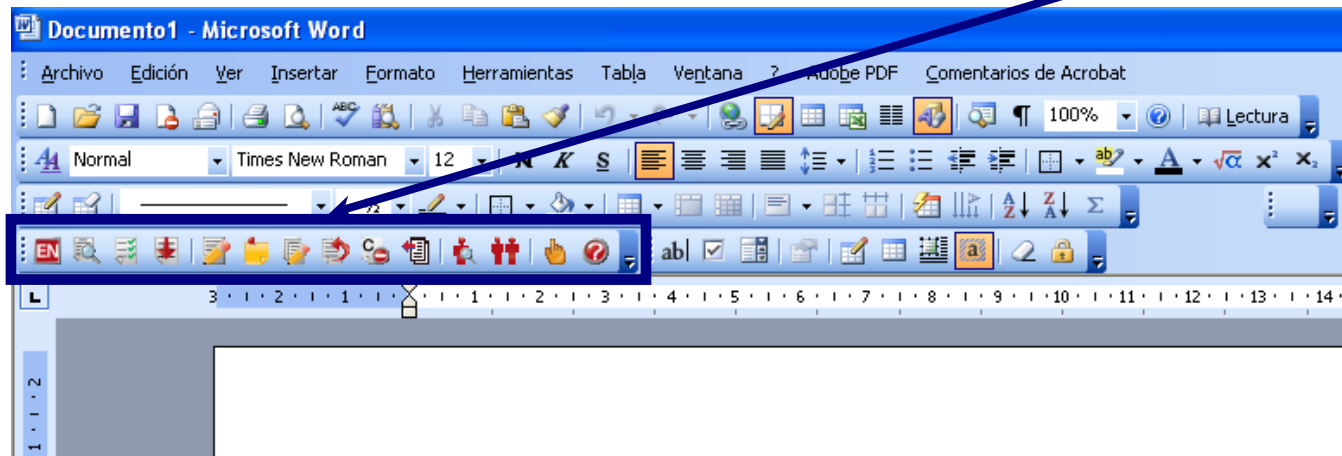
Cite While You Write Plug-In

Use the EndNote Web Plug-in to insert references, and format citations and bibliographies automatically while you write your papers in Word. The EndNote Web Plug-in also allows you to save online references to your library in Internet Explorer for Windows.

See [Installation Instructions](#) and [System Requirements](#).

- o [Download Windows with Internet Explorer plug-in](#)
- o [Download Macintosh](#)

Mediante la instalación de un programa en el PC Endnote crea en Word una barra de herramientas que permite trabajar con las referencias.



Format. (3) Format papers

Welcome Esther ISI Web of Knowledge™ | Log Out | Help

EndNote Web
provided by ISI Web of Knowledge®

My References | **Collect** | **Organize** | **Format** | **Options**

[Bibliography](#) | [Cite While You Write Plug-In](#) | [Format Paper](#) | [Export References](#)

Format Paper


For Rich Text Format documents (.rtf) (See a sample paper):

File:

Bibliographic style:

ignore unmatched citations

[Show format paper preferences](#)

For Microsoft® Word documents (.doc) use:
[Cite While You Write™ plug-in.](#) 

Hide format paper preferences

Temporary Citation Delimiters:

Citation Prefix Marker:

Indicate Notes With:

Merge duplicates in bibliography:

Omit Author and/or Year from formatted citation if removed from temporary citation:

Si pinchamos en este enlace se muestra este cuadro de preferencias

Format (4). Export references

The screenshot displays the EndNote Web interface. At the top, the logo reads "EndNote Web provided by ISI Web of Knowledge". Below this are navigation tabs: "My References", "Collect", "Organize", and "Format". Under the "Format" tab, there are sub-links: "Bibliography", "Cite While You Write Plug-In", "Format Paper", and "Export References".

The main content area is titled "Export References". It features a "References:" dropdown menu set to "Select...". Below it, the "Export style:" dropdown menu is open, showing a list of options: "Select...", "BibTeX Export", "EndNote Export", "RefMan (RIS) Export" (highlighted with a red box), "Refer Export", and "Tab Delimited".

Below the dropdown menus are three buttons: "Save", "E-Mail", and "Preview & Print". Three green arrows point to these buttons with the following labels:

- An arrow pointing to the "Save" button is labeled "Genera un archivo en Word".
- An arrow pointing to the "E-Mail" button is labeled "Envía los datos por e-mail".
- An arrow pointing to the "Preview & Print" button is labeled "Imprime los datos".

My References (1)

ISI Web of KnowledgeSM Log Out Help

EndNote Web
provided by ISI Web of Knowledge[®]

My References Collect Organize Format Options

Quick Search
Search for
in All My References
Search

My References
All My References (4)
composites (4)
[Unfiled] (0)
Quick List (0)
Trash (0)

ResearcherID Learn More
• Unique author identifier
• Generate citation metrics
• Publicize your publications

All My References

Show 10 per page Page 1 of 1 Go

Learn about EndNote[®]
Transfer groups • work offline
For Mac and Windows Close

All Page Add to group... Copy to Quick List Delete

<input type="checkbox"/>	Author↑	Year	Title	Edit
<input type="checkbox"/>	Ahmed, A.	2009	Belt abrasion resistance and cutting tool studies on new ultra-hard boride materials Tribology International ISI Web of Knowledge SM → Source Record, Related Records, Times Cited: 0 UCM Otros recursos Full Text	Edit
<input type="checkbox"/>	Choi, H. J.	2009	Electrorheology of polymers and nanocomposites Soft Matter ISI Web of Knowledge SM → Source Record, Related Records, Times Cited: 2 UCM Otros recursos	Edit
<input type="checkbox"/>	Mukbaniani, O. V.	2009	ORGANOSILICON BLOCK-COPOLYMERS WITH LADDER STRUCTURE IN DIMETHYLSILOXANE CHAIN. A REVIEW Oxidation Communications	Edit

Hide Panel

Aparece / desaparece este menú

Búsquedas sencillas de referencias que se tienen almacenadas en Endnote Web

Desconexión

Ayuda

My References (2)

QUICK LIST

Las referencias que están en esta carpeta **SE BORRAN al finalizar la sesión.**

Por tanto, hay que tener especial cuidado de lo que se envía a esta carpeta. **Al iniciar Endnote Web es importante señalar la casilla:**

Keep me logged in on this computer unless I log out.

New to EndNote Web? [Sign Up](#) for an account

Enter your e-mail address and password here:

E-mail Address:

Password:

Log-In

Keep me logged in on this computer unless I log out.

[Forgot Your Password?](#) [Problems Logging-In?](#)

My References

Collect

Hide Panel

Quick Search

Search for

in All My References

Search

My References

All My References (14)

Coating surfaces (4)

Composites (4)

New Group (1)

[Unfiled] (5)

Quick List (5)

Trash (0)

UNFIELD

Las referencias que están almacenadas en esta carpeta:

- No pueden borrarse o renombrarse.
- A esta carpeta se añaden las referencias:
 - Compartidas con otros grupos y añadidas mediante la opción **Add to group**
 - Cuando se borra una referencia de grupos compartidos -no a la carpeta **Trash**.
 - Las referencias importadas a través de la opción **Import references (Collect)**
 - Si se capta alguna referencia de una base de datos a través de la opción **Capture**, se añadirán a esta carpeta. No todas las BD tienen esa opción.



Contacto:

Esther Escriche (tardes)
eescriche@buc.ucm.es

Myriam de Hipólito (mañanas)
mhipolito@buc.ucm.es

Tfno: 91. 394 42 54